

REVERSE ENGINEERING THE MODERN CLASSROOM NO MATTER WHAT YOU'RE PLANNING

moving classrooms into the future

new construction

a device refresh

BEGIN WITH THE END IN MIND



DO YOU WANT TEACHERS UNTETHERED WHEN THEY'RE USING TECH IN THE CLASSROOM?

YES

You need to evaluate, test and prove a wireless display solution first.

NO

Head back to the 1950s. You don't want a modern classroom.

WHAT WILL TEACHER DEVICES NEED?

2^{IN}1

2-in-1 or clamshell?



Will they use a tablet?




touch or non-touch?



pen or no pen?



WITH THAT IN MIND, CONSIDER THESE IN-ROOM DISPLAY CHOICES:



Will you need a projector?



A flat-panel display?

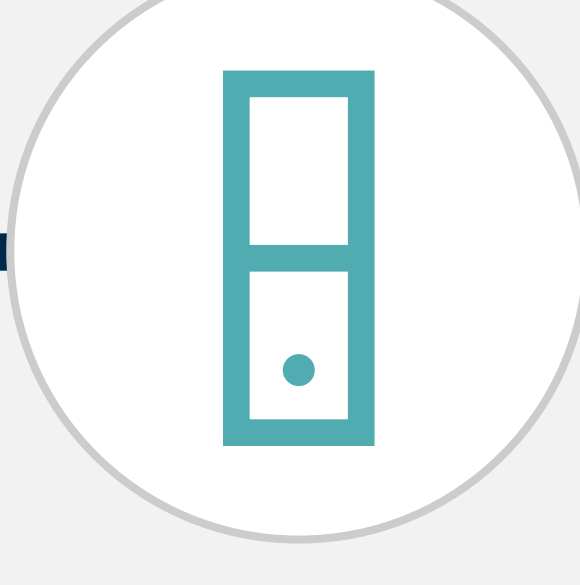


Touch or non-touch?

THEN IT'S TIME FOR INFRASTRUCTURE DECISIONS:



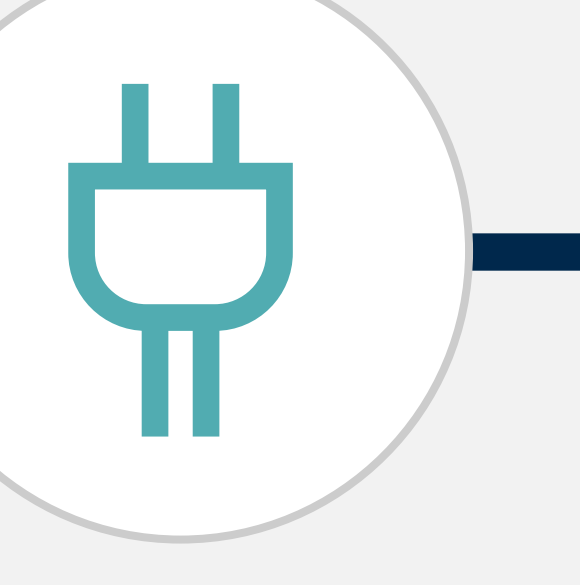
Drops?



Where will switches be located?



How will it be mounted?



Where will the power be located?

BY STARTING WITH A WIRELESS DISPLAY, YOU'LL SAVE VALUABLE TIME, EFFORT AND MONEY.

THESE SAVINGS ALLOW YOU TO CONSIDER ADDITIONAL OPTIONS LIKE:



furniture




build-outs



special projects



emerging tech



rainy-day funds

WHEN YOU START WITH THE RIGHT WIRELESS DISPLAY, THE REST OF YOUR BUDGET DECISIONS WILL FALL IN LINE.

SCREENBEAM IS READY

TO BE YOUR GO-TO SOURCE FOR PLANNING AND BUDGETING MODERN, DISTRICT-WIDE INITIATIVES.

TO LEARN MORE ABOUT HOW SCREENBEAM CAN HELP, VISIT SCREENBEAM.COM

ScreenBeam® | wireless display